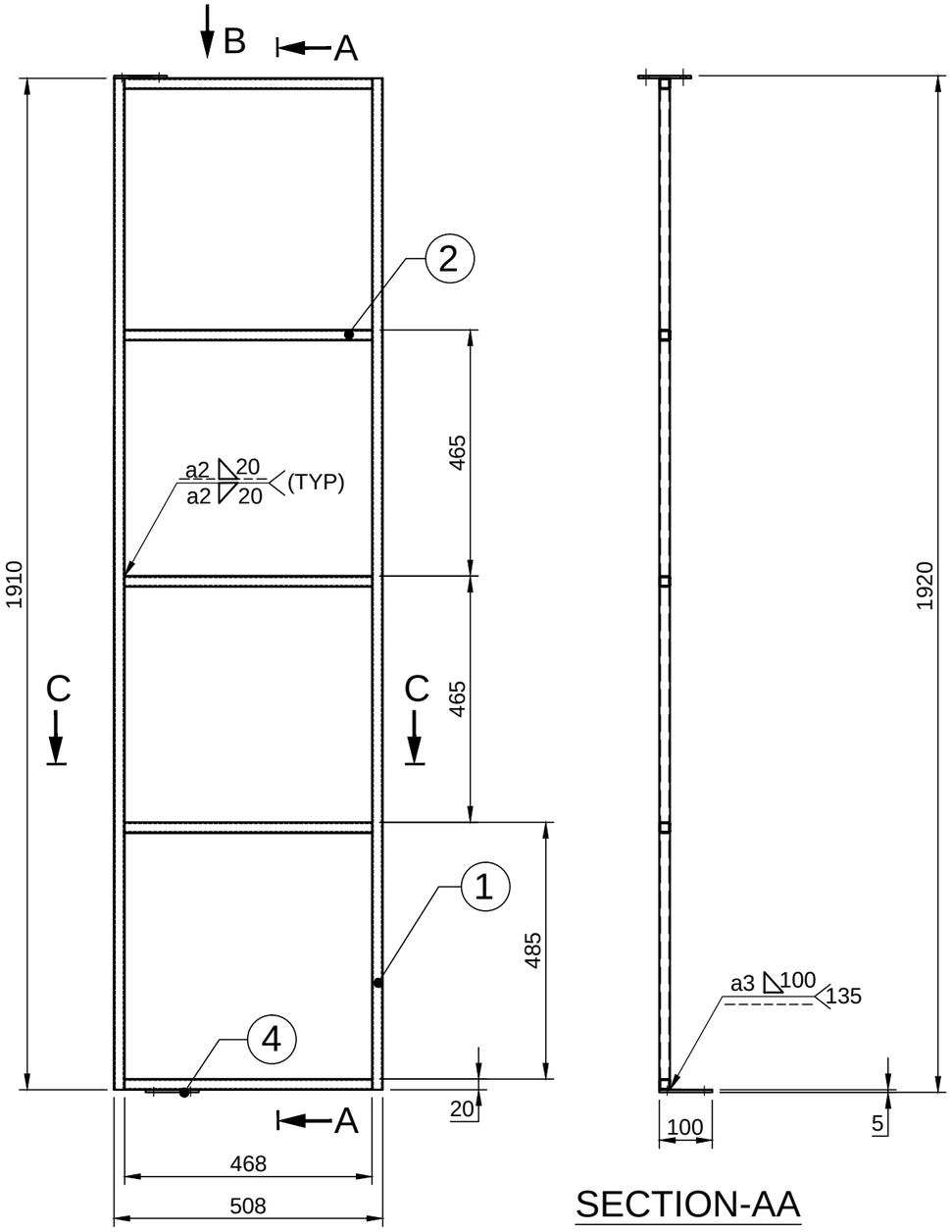

SECTION-AA

NOTE:-

1. WELD AND GRIND FLUSH ALL THE WELDED JOINT.
2. ASSEMBLY TO BE COLD PHOSPATED AND ONE COAT OF REDOXIDE ZINC CHROMATE PRIMER TO IS:2074-92 TO BE GIVEN ALL OVER.

SURFACE TEXTURE

DRG. No. 849 - 11016 △

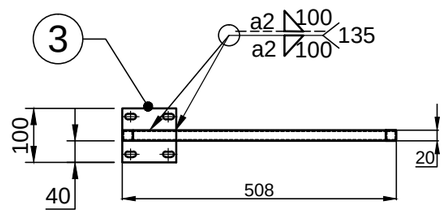

VIEW - B

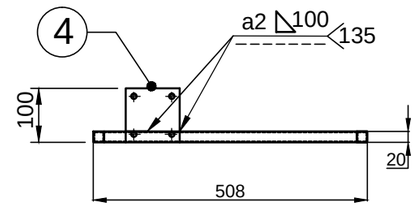

SECTION-CC

ITEM REF.	QTY.	PART/STOCK No.		DESCRIPTION	
4	1	849 - 11170	PLATE		
3	1	849 - 11169	PLATE		
2	5	849 - 11168	SQUARE TUBE		
1	2	849 - 11167	SQUARE TUBE		

PRODUCT

MEMU 3–PHASE (TC)

APPROVED	S. MOORTHY RAJA	14/02/2020			
CHECKED	N. SHAKUNDALA DEVI	14/02/2020	849	849 - 11022	1
DRAWN	Jayaswamy.N.K	13/02/2020	849	849 - 11021	1
TRACED			MODEL	NEXT ASSEMBLY	QTY.
STANDARDS			MATERIAL CODE		

MATERIAL

SCALE 1:10

REF.DRG.

Wt.Kg.

SHEET 1 OF 1

ALT.

BEML LIMITED

PRODUCT DESIGN BANGALORE COMPLEX

TITLE

PARTITION ASSY.

DRG.No. 849 - 11016 △

REVISION	DATE	CHANGE	BY/APP.
△X			
△X			
△X			
△X			

SURFACE ROUGHNESS

GRADE NO.	N12	N11	N10	N9	N8	N7	N6	N5	N4	N3	N2	N1
VALUE	50	25	12.5	6.3	3.2	1.6	0.8	0.4	0.2	0.1	0.05	0.025
SYMBOL	∼	▽			▽▽			▽▽▽			▽▽▽▽	

1. DIMENSIONAL TOLERANCES FOR SHEET –METAL AND WELDED STRUCTURE REF. RD–227
2. QUALITY OF WELD JOINTS REF. RD–230 MEDIUM
3. SURFACE PROTECTION UNLESS OTHER–WISE SPECIFIED. REF. RD–244
4. TOLERANCE FOR LINEAR AND ANGULAR DIMENSIONS (COARSE) REF. IS 2102 (PT–1)

MACHINING DEVIATIONS FOR LINEAR DIMENSIONS									
RANGE	0	6	30	120	315	1000	2000	4000
	6	30	120	315	1000	2000	4000	8000
TOLERANCE	±0.1	±0.2	±0.3	±0.5	±0.8	±1.2	±2	±3